

Company For Eye Science



Lucid Korea



For
better
vision,
For
better
life



Vision of Lucid Korea

Company for Eye Science – **Lucid Korea**

Lucid Korea was established in 1996, specializing in Ophthalmology with the constant research and development for better vision. We have been manufacturing and supplying Ortho-K lenses, RGP lenses, Intraocular Lenses and Capsular Tension Ring to the world for about 30 years. During that time we have built up a sound reputation for high quality products. We always believes and suggests that all contact lens wearers should take safety as their priority when choosing lenses.

Lucid Korea is continuing its restless efforts and investments for the development of hydrophobic intraocular lens and scleral lens. With the promise that we will present more clear and transparent tomorrow based on trust and the sense of duty, Lucid Korea continues its work connecting the world.



Lucid Korea Worldwide Distribution

With high reputation of technology and reliability, Lucid Korea's products have been exported to Japan, China, India, Thailand, Ukraine, and Türkiye. Our business horizon will be expanded to Asia and Europe in near future.



- Kazakhstan
- Ukraine
- Türkiye
- India
- China
- Thailand
- Vietnam
- Taiwan
- Japan

Lucid Korea History

- **1996. 12** Founded Lucid Korea
- **1998. 09** Developed IntraOcular Lens (IOL)
- **1999. 05** Developed Capsular Tension Ring (CTR)
- **1999. 08** Developed Ortho-K LK Lens
- **2000. 06** Acquired CE Certificate for LK, RGP Lenses, IOL and CTR
- **2000. 11** Received IR52 Industrial Technology Association Award : Safety ring for lens capsule (CTR98A)
- **2002. 03** LK Lens get approval for Ortho-K Lens by KFDA
- **2006. 06** Launched new RGP Lenses - EXTRA Lens and Advance Lens
- **2008. 08** Acquired CFDA certificate for EXTRA Lens in China
- **2011. 12** Acquired CFDA certificate for Ortho-K LK Lens in China
- **2012. 06** Acquired KFDA certificate for Acuflex (IntraOcular Lens)
- **2012. 08** Launched new Ortho-K Lens
- **2015. 04** Acquired KFDA certificate for Microflex (IntraOcular Lens)
- **2015. 05** Acquired KFDA certificate for Toric Ortho-K Lens
- **2017. 03** Acquired certification for LK Lens in Ukraine
- **2019. 12** Established Gimpo Factory
- **2020. 03** Acquired GMP certificate for Gimpo Factory



Lucid Korea Product Portfolio

Lucid Korea has been manufacturing various products for Ophthalmology such as Ortho-K LK Lens, RGP Lenses, and Implants for cataract surgery. For more progress and development in Ophthalmology, Lucid Korea is developing numerous products such as hydrophobic IOL, Scleral Lens.



- **Ortho-K Lens**
 - LK Lens
 - Toric Lens
- **RGP Lens**
 - YK-KC Lens (Keratoconus Lens)
 - EXTRA Lens
- **Implants for Cataract Surgery**
 - Capsular Tension Ring (CTR)
 - ORGC
 - IntraOcular Lens (IOL)

Ortho-K LK Lens Toric Ortho-K Lens



YK-KC Lens Keratoconus Lens



EXTRA Lens



Products for Cataract Surgery





Ortho-K LK Lens

No Glasses, No Daytime Contact lenses,
Just Great Vision!
Vision you've dreamed
while you are sleeping.



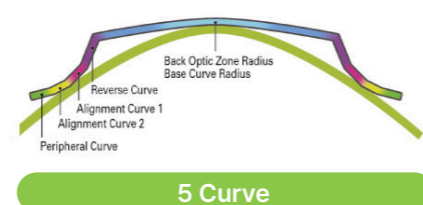
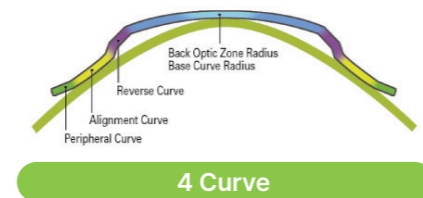
Ortho-K LK Lens

Orthokeratology is,
The temporary reduction of myopia achieved by the programmed application of contact lenses to reshape the cornea.

Modern Orthokeratology (Ortho-K) achieved the technology of programming Ortho-K Lenses with the special form of reverse geometry. So when patients wear lenses while sleeping, Ortho-K Lenses press the center of the cornea to reshape the cornea.

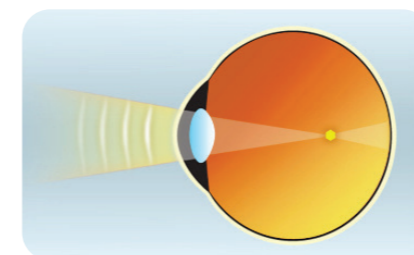
History of Orthokeratology

Orthokeratology, or Ortho-K fitting, has been employed since the early 1960s in the United States by George Jessen. In 1996, Dr. Tom Reim has developed 4 Curve Design Ortho-K Lens to be more effective and safe. Now Lucid Korea has developed 5 Curve Design Ortho-K Lens for advanced orthokeratology.

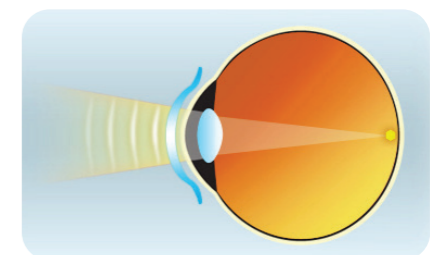


How it works?

Gently change the shape of your cornea to stop myopia and astigmatism from getting worse. Ortho-K LK Lens is a unique gas permeable contact lens that changes the shape of the cornea while sleeping. The result is improved vision throughout the day. Unlike permanent effect of surgical procedure, if patient choose to stop wearing Ortho-K LK Lens, the cornea returns to its original shape. Ortho-K LK Lens design can be fine-tuned to address any future vision needs.



Before



After

✔ Benefits for Ortho-K LK Lens

- The alternative way of myopia management, not throughout surgery
- Higher safety than surgery (LASIK), less side effect
- Can be reversible after 3~4 weeks, once stop wearing lenses
- Effective to reduce myopia at every age, especially for children
- Can be controlled myopia progression as well as myopia reduction
- Easy to reduce myopia by overnight wear of lenses
- Not necessary to wear lenses at day time

✔ Strong point of Ortho-K LK Lens

The effect which suppresses a myopia progress is proven.

There are many recent study shows that Ortho-k lens can suppress the speed of myopia progress specially in children.

✔ Experience Improved Vision on the Very First Day

Patients can experience improved vision in day time after first night of wearing lenses.

✔ No Age Limit

Ortho-K LK Lens does not have age limit. Anyone over 7 years old can wear the lenses. but in the case of children, their parents' cooperation is necessary.

In addition, there is no special qualification for wearing Ortho-K Lens. Regardless of gender, and age, anyone who wants to experience myopia suppression effect can try. Ortho-K Lens has been popular among children, people who can't get surgery, athlete, pilots, stuntmen, artists and so forth who can't wear lenses all day.

✔ Side Effects?

Except for some discomfort same as when wearing a normal RGP lens, there are no known side effects until now. Cornea returns to its original shape once lenses are taken off, it is encouraged to take off the lens and consult an ophthalmologist when any problems arise. it will recover 100% in days.

✔ Durability of Lens

It depends on how lens wearers keep their lenses, but Lucid Korea guarantees up to 2 years.

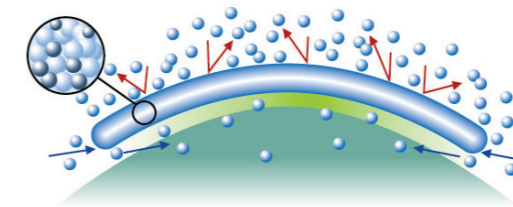
✔ Target People

No limits to the use. Even people with severe dryness in the eye can be applied. A consultation with an ophthalmologist is required. Lucid LK Lens has been approved by the KFDA and its Quality Department guarantees its safety and effect. Use it without hesitation.

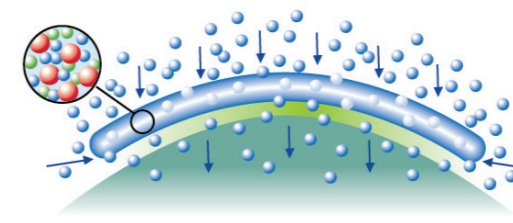
Ortho-K LK Lens

Is Ortho-K LK Lens safe for overnight wearing?

LK Lens' material is Boston XO which is provided by Polymer Technology-Bausch&Lomb Company. Boston XO has high gas transmission (DK 100) and can provide sufficient oxygen to cornea while you sleep wearing lenses.



PMMA LENS (DK=0)



LUCID LK LENS (DK=100)

• Good Candidate for Ortho-K LK Lens

- Myopia up to -5.00D, 2.00D and with Astigmatism up to -2.00D
- Children whose myopia is getting worse
- Pilots, Actor/Actress, Fireman, Sport Player who can not wear glasses
- People who suffered from the side effect of soft contact lenses



Ortho-K LK Lens Proven Results

Proven Results

Ortho-K LK Lens is a specially designed therapeutic contact lens that gently and temporarily reshapes the cornea during sleep. Through intense research and clinical test, Ortho-K LK Lens has been KFDA approved and as both safe and effective for patients of all ages. After wearing lenses at night while sleeping, great vision daytime without lenses can be guaranteed.

People who experienced...



“

It was like a miracle when I wear LK Lens. I can see without glasses at anytime. I felt ashamed when I wear glasses. Now I can stand up in front of people and feel confident.

”

“

I feel comfortable in the evening, because I suffered from soft contact lenses in that time. LK Lens is good for career woman who suffered from side effect of soft contact lenses and has fear for LASIK surgery.

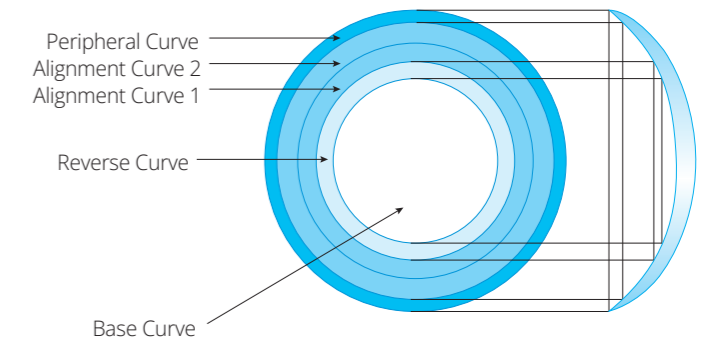
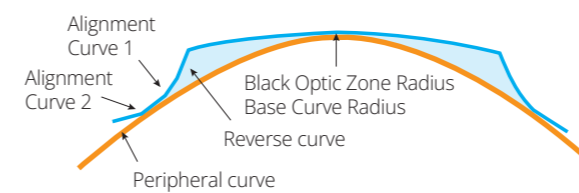
”



Ortho-K LK Lens Curves for LK Lens

Curves for Ortho-K LK Lens

Available diameters are 10.2mm, 10.6mm, 11.0mm



• Ortho-K LK Lens Specification

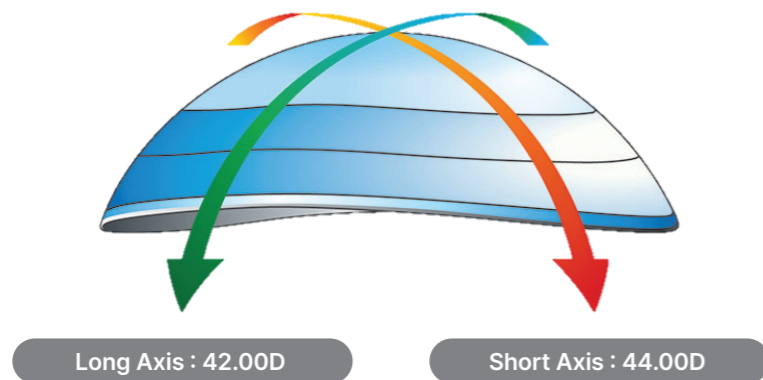
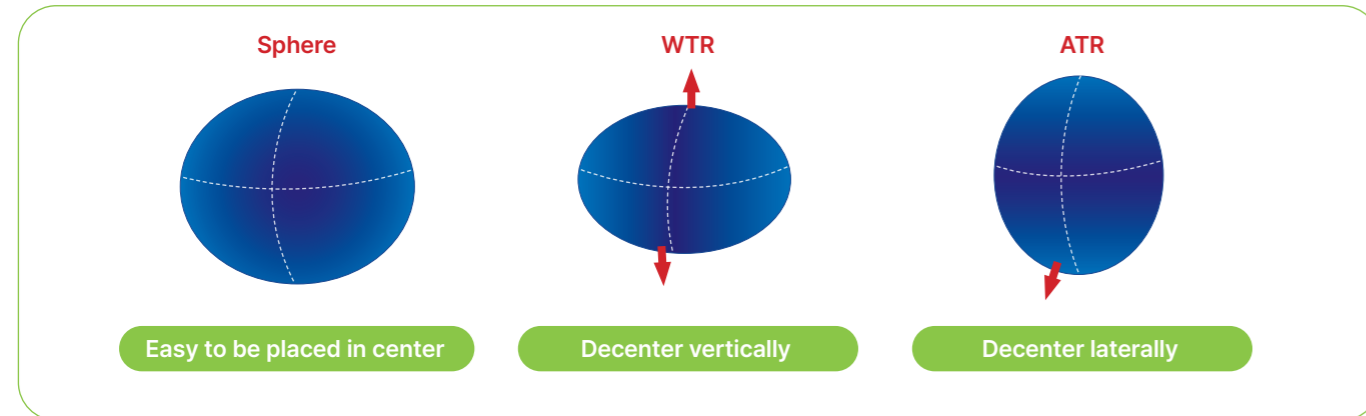
Model	Ortho-K LK Lens
Material	Boston XO
DK Value	100
Color	Ice Blue / Violet
Power (RP)	-0.50~5.00D (0.25 step)
Flat-K	7.50~8.39 (0.05 step)
OAD (Total Diameter)	10.2 / 10.6 / 11.0 mm
Wearing time	Overnight Wearing
Age	Not limited (7~50 Yrs, M / F) Effective for children due to myopia control effect



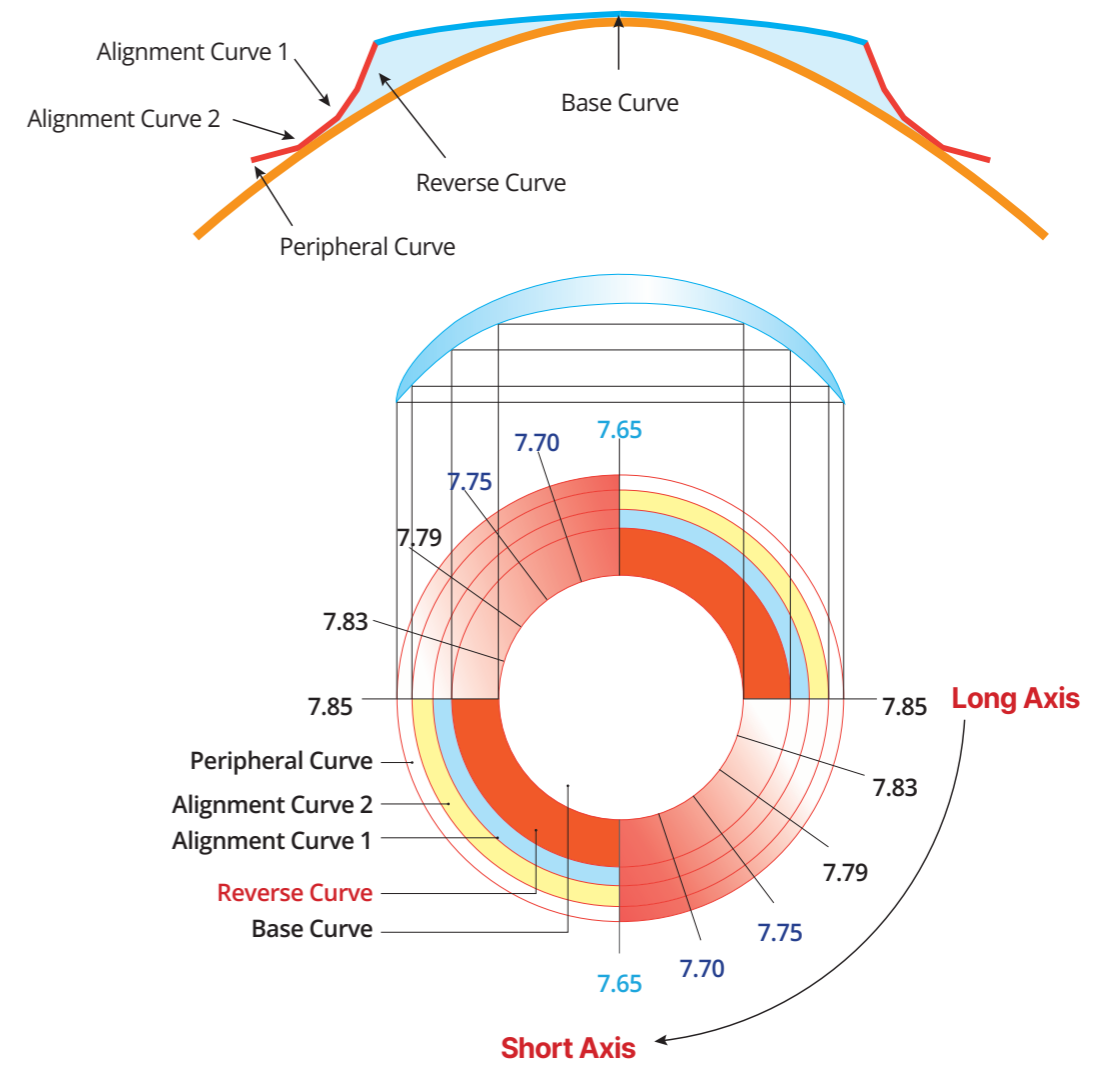
Toric Ortho-K Lens

Toric Ortho-K Lens

Toric Ortho-K Lens is specially designed Ortho-K lens for patients with mid-high astigmatism. If patients have mid-high astigmatism, it can not be fitted by normal Ortho-K lenses due to astigmatism. By designing dual axis for astigmatism, you can fit patients with mid-high astigmatism.



Curve structure for Toric Ortho-K lens



Adopting dual(short and long) axis to RC(reverse curve), AC(alignment curve) and PC(peripheral curve), the lenses can conform to tilted cornea due to astigmatism.

Fitting range

Fitting range of astigmatism is up to -4.00D cylinder power. Also spherical power is up to -6.00D





YK-KC Lens Keratoconus Lens

Specialized Lens for Keratoconus



YK-KC Lens

YK-KC Lens

YK-KC Lens is a RGP contact lens which specially designed for Keratoconus. YK-KC Lens is the first and the only keratoconus lens in Korea that was approved by Korea Food and Drug Administration (KFDA). More than twenty thousand lenses were prescribed and have been worn safely without any significant complications until now.



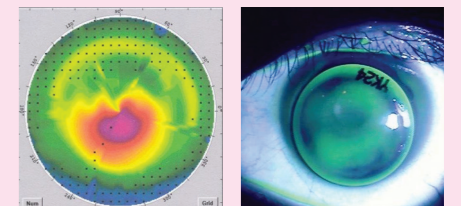
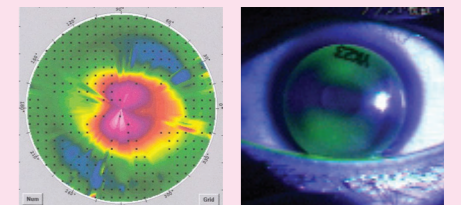
Characteristics of YK-KC Lens



- 1. High rate of successful fitting**
Because trial lenses were manufactured based on previously prescribed data, the success rate of the fitting is very high, and modification from the first setting is simple.
- 2. 52 Trial lenses are available for all types of keratoconus.**
- 3. High DK material : Boston XO (DK100)**
- 4. Simple fitting**
Trial lens is initially selected flatter than mean K(Sim K) considering eccentricity on topographic data. About 90 percent of keratoconus patients are fitted without any modification.
- 5. Fitting manual is served with a set of trial lenses**

Trial lens No. Specification

- **YK 1 - 28**
 - Base curves range from 5.0mm to 7.9mm with 0.1mm step
 - Power range : -20.0D to -4.0D
 - Diameter of 8.6mm to 8.8mm
 - Optical zone is smaller
- **YK 30 - 39**
 - Base curves range from 6.2mm to 7.1mm with 0.1mm step
 - Power range : -10.0D to -8.0D
 - Diameter of 8.8mm
 - Optical zone is medium size
- **YK 41 - 54**
 - Base curves range from 7.0mm to 8.3mm with 0.1mm step
 - Power range : -8.0D to -4.0D
 - Diameter of 9.1mm
 - Optical zone is larger
 - For sagging, decentered cones and early keratoconus





EXTRA Lens

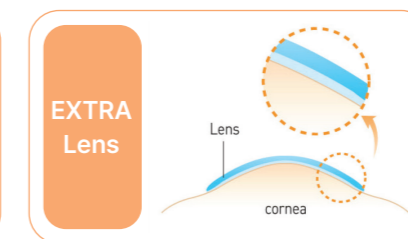
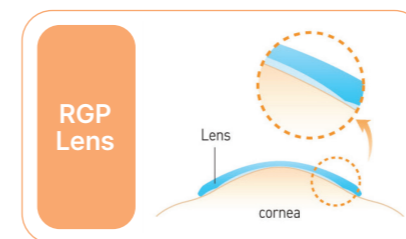
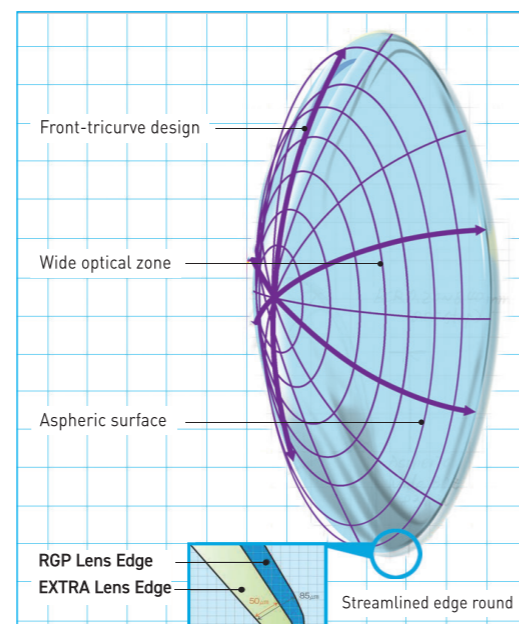
Real Aspheric RGP Lens
with great comfort
designed based on cornea shape



EXTRA Lens

Why do you choose EXTRA Aspheric Contact Lens?

Human cornea is aspheric. Aspheric is a curve that is getting flatter by dimension as it goes from the center to the peripheral. It is like a rugby ball. On the whole, it makes out to be an elliptical form. The normal lens on market has the same curve from the center to the peripheral: a normal baseball or soccer ball shape. The human eye is aspheric, but if the contact lens is spherical, That can cause discomfort and conjunctivitis through long time wearing. However, EXTRA Lens was designed with the cornea geometric design method to maintain proper distance between the lens and cornea. Because the lens has aspheric surface, every time the eye blinks, oxygen and tears are supplied between the lens and cornea. It provides optimal comfort by reducing eye strain and eye fatigue even wearing lenses for a long time.



As eccentricity increases,
the rate of flattening increases.

How Do EXTRA Aspheric Lenses Work?

EXTRA Aspheric Lens uses a constant changing curve within the viewing area of the lens to provide you with improved vision. These lenses also feature excellent surface quality that gives you the highest quality optics available. They can also correct astigmatism through your lens resulting in crisp visual acuity letting you see clearly all day.

How Long Can the Lenses Be Worn?

The lenses can be worn all waking hours. They are made from an advanced, rigid, high oxygen-permeable material, which allows more oxygen to flow through the lens allowing your eyes to breathe freely.

How Much Time Will It Take?

Aspheric lenses may require a few clinic visits to be fitted as they must be custom ordered and fitted by your eye care specialist. Your personal motivation can greatly affect your success as there is a brief (1~2 weeks) adaptation period in most cases.

Good Candidate for EXTRA Lens

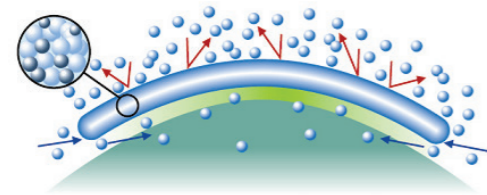
- High myopia with High astigmatism
- People who suffered from the side effect of soft contact lenses
- People who needs extended wear (over 8 hours)
- Dry eyes



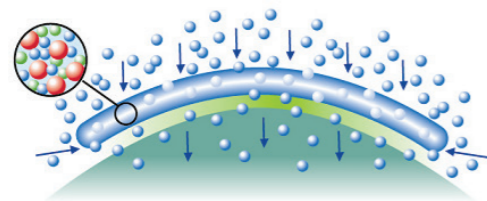
EXTRA Lens

EXTRA Lens from Reliable, High Quality Material

EXTRA Lens is produced by Boston XO material, provided from Polymer Technology-Bausch&Lomb Company. Boston XO has high gas transmission (DK 100) and good quality which has been used in many countries.



PMMA LENS (DK=0)



EXTRA XO (DK=100)

EXTRA Lens Specification

Model	EXTRA
Material	Boston XO
DK Value	100
Color	Green / Violet
Power (RP)	~± 20.00D (0.25 step)
BC (FK)	7.00~8.39 (0.05 step)
Ecc	0.35
AOZ (at -3.00)	8.50
CT (at -3.00)	0.16
OAD (Total Diameter)	9.60



Products for Cataract Surgery

Capsular Tension Ring: **CTR98A**

Guider for CCC: **ORGC53A**

Intraocular Lens: **Acuflex, Microflex**



Products for Cataract Surgery

Capsular Tension Ring

CTR98A



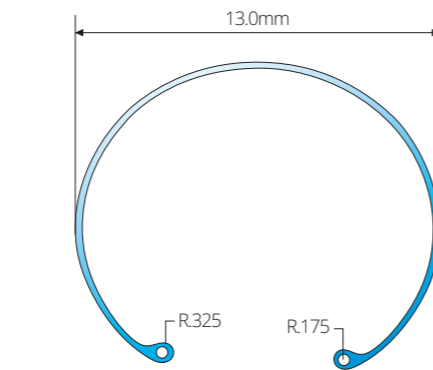
CTR98A

CTR98A helps to avoid capsular collapse and vitreous presentation during surgery and maintains the circular contour of the capsular bag, allowing the intraocular lens to easily be placed into the bag. There was no observable decentration of the IOL after surgery.

• CTR Specification

CTR 98A

- **Size :**
12.0-10.0 /12.5-10.0 /13.0-11.0 /13.5-11.0 /14.0-11.5mm
- **Suggested Indications :**
Missing or damaged crystal lens, crystal lens subluxation
- **Advantages :**
 1. Circular expansion of capsular bag
 2. Stable conditions during surgery
 3. Improve IOL centration when zonules are missing or damaged



Open Ring Guider for CCC

ORGC53A



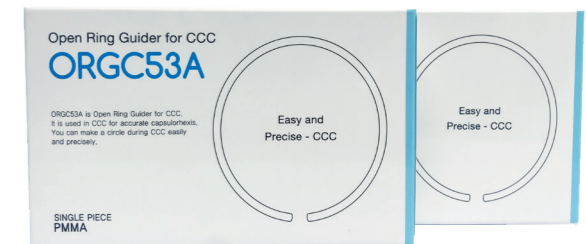
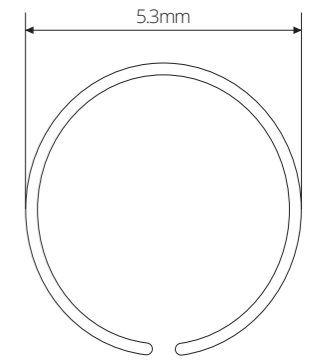
ORGC53A

ORGC53A is open-typed ring guider for CCC. It is used in CCC for accurate capsular-hexis. You can make a circle during CCC easily and perfectly.

*CCC : Continuous Curvilinear Capsulorhexis

• ORGC53A Specification

- **Size :** 5.2mm/5.3mm/5.4mm in caliber
- **Material :** Medical Grade PMMA
- **Purpose :**
It is used as ring guider for CCC. It is to insert in order to make accurate circle in CCC, and removed after CCC.
- **Advantages:**
 1. You can make circle in CCC easily and precisely
 2. It also prevent IOL tilt and decentration



Intraocular Lens Foldable IOL

Acuflex

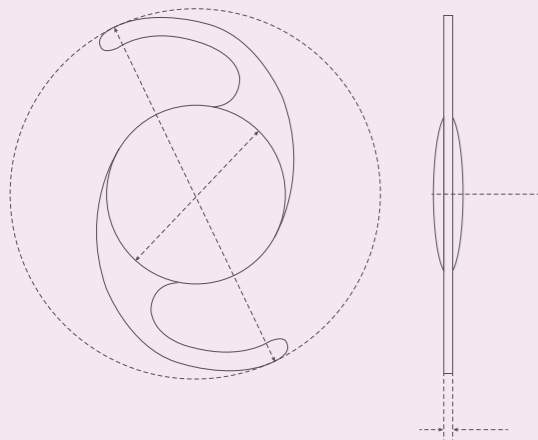


Acuflex

Lucid foldable IOL- Acuflex can be inserted in 2.4mm incision and provide clear vision after cataract surgery. Safe with a strict regulation of high temperature steam sterilization.

• Acuflex Specification

- **Material** : Hydrophilic, Posterior chamber lens
- **Overall Length(A)** : 12.5mm
- **Optic Size(B)** : 6.0mm
- **Optic Center Thickness(C)** : 0.66~1.87mm
- **Haptic Thickness(D)** : 0.20~0.30mm
- **Optic type** : Biconvex
- **Water Content** : 26.17%
- **Dioptric range** : +10.00D to +40.00D (Increment : +0.5D)
- **Sterilization** : Autoclave



IOL for MICS Foldable IOL

Microflex



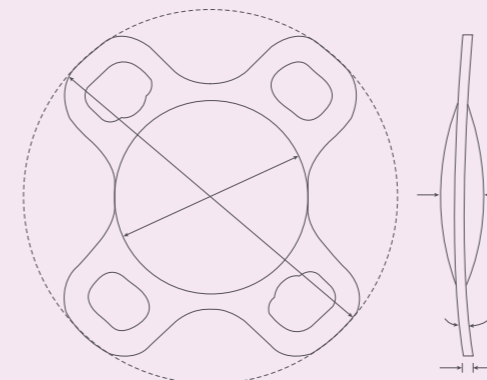

Microflex

Microflex is designed for Micro Incisional Cataract Surgery (MICS).

It can be inserted through smaller incision than conventional IOL, and give comfort and quick recovery to the patient. You can experience better result and effectiveness after cataract surgery.

• Microflex Specification

- **Material** : Hydrophilic, Posterior chamber lens
- **Overall Length (A)** : 10.5mm
- **Optic Size (B)** : 6.0mm
- **Optic Center Thickness (C)** : 0.48~1.65mm
- **Haptic Thickness (D)** : 0.20~0.30mm
- **Haptic Angulation (E)** : 5°
- **Optic type** : Biconvex
- **Water Content** : 26.17%
- **Dioptric range** : +5.00 to +35.00D (Increment: +0.5D)
- **Incision size** : 2.2mm
- **Sterilization** : Autoclave



Boston XO®

GAS PERMEABLE (GP) LENS MATERIALS



Balance of properties defined.

Boston XO® GP lens materials are formulated to meet the demands for high oxygen delivery without compromising lens design performance requirements and surface wetting characteristics.

Boston XO® can be made into a wide range of special designs for demanding visual needs including spherical and aspherical contact lenses for myopia, hyperopia, and irregular corneal conditions, including keratoconus. Both materials are well suited for bifocal contact lenses for presbyopia and toric lenses to correct astigmatism in non-aphakic and aphakic persons. Boston XO® scleral lens designs are indicated for use in patients with ocular surface disease, including dry eye.

- Standard and large diameters (up to 21mm)
- Available with Tangible® Hydra-PEG® coating technology
- Backed by the Boston® Guarantee*



Available in a range of handling tints.
Boston XO® Dk 100 ISO/FATT**

800-999-2678
info@bauschsvp.com

Contact the experts at your authorized Boston Laboratory for ordering and fitting consultation on lens designs in Boston XO®.



Visit bausch.com/gpISI for important safety information.

*THE BOSTON® GP LENS MATERIALS GUARANTEE IS AVAILABLE THROUGH PARTICIPATING AUTHORIZED BOSTON MANUFACTURERS AND IS SUBJECT TO THE FOLLOWING TERMS AND CONDITIONS:
1. The guarantee warrants against any Boston lens material dissatisfaction related to wetting or breakability, and not lens design, for six months from the date the finished lens was dispensed.
2. Under this guarantee, a Boston lens can be exchanged only for another Boston lens of the same parameters. Any add-ons, treatments or coatings are not included.
3. Replacement of the same or other Boston lens material will be shipped from the participating Authorized Boston Manufacturer at published price. Credit for returned lens will be issued upon receipt of the returned lens accompanied by a copy of the original invoice. (Contact your Authorized Boston Manufacturer, or email info@bauschsvp.com for further details.)

**ISO/Fatt Method: Dk Units = x 10⁻¹¹ (cm³ O₂ cm) / (cm² sec mmHg) @ 35°C (see package inserts)
Boston XO and Boston XO2 are trademarks of Bausch & Lomb Incorporated or its affiliates. Tangible and Hydra-PEG are trademarks of Tangible Science, used under license. ©2021 Bausch & Lomb Incorporated or its affiliates. BNL.0016.USA.21

BAUSCH + LOMB
See better. Live better.


Certificate




ISO 13485



GMP - Bonghwa Factory



GMP - Gimpo Factory





For
better
vision,
For
better
life

Company For Eye Science



Lucid Korea

Seoul Office **TEL:** +82-2-2282-6011 **FAX:** +82-2-830-6020